

2018

Cyber Claims Study Highlights

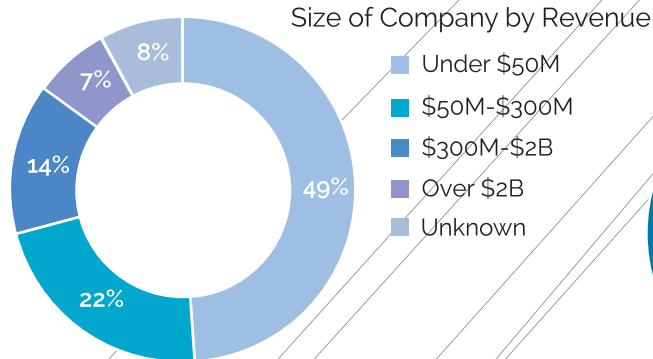
Analysis of 1,201 claims for incidents that occurred from 2013-2017

1.2M was average number of records

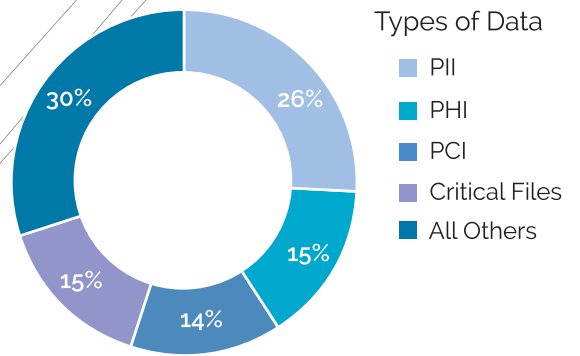
Everything is a TARGET

• Most cyber claims are filed by **SMALLER BUSINESSES**

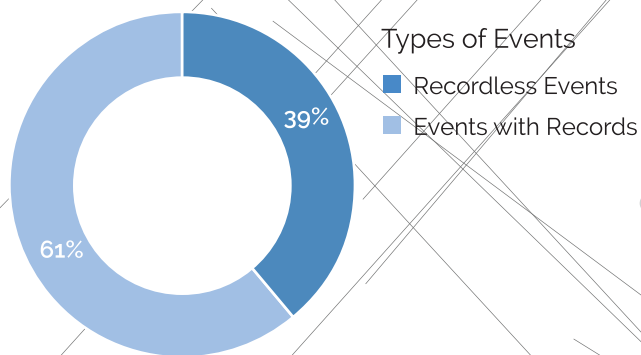
\$8.8M was average cost for a Large Company



• All types of **DATA** are at risk



• **RECORDLESS EVENTS*** are a growing problem
*ransomware, DDoS, theft of money, etc.



The BIG 3 is now the BIG 4

Average Breach Cost by Sector

Retail: **\$1.2M**

Financial Services: **\$854K**

Healthcare: **\$555K**

Professional Services: **\$168K**

Growing CRIMINAL ACTIVITY

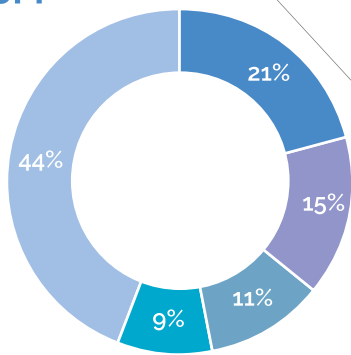
80% of Claims

Average Records Exposed: **1.6M**

Average Breach Cost: **\$620K**

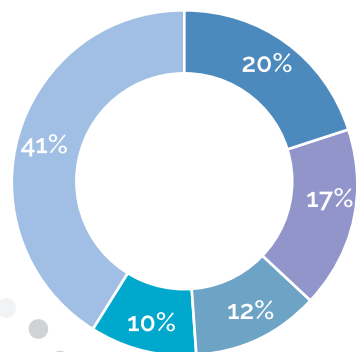
Cause of Loss

- Hacker
- Ransomware
- Malware/Virus
- Lost/Stolen Device
- All Others



Business Sectors

- Professional Services
- Healthcare
- Financial Services
- Retail
- All Others

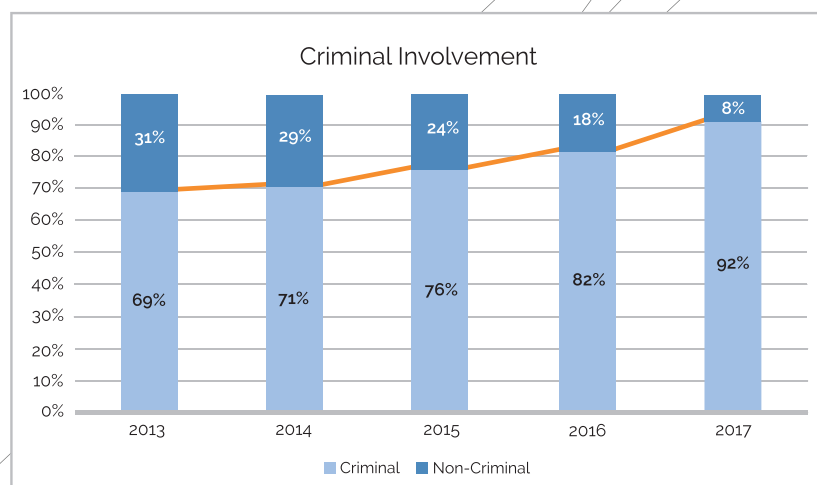


\$93K was average cost for Phishing

\$229K was average cost for Ransomware

\$555K was average cost for Healthcare

\$2M was average cost for Business Interruption



Recovery is COMPLEX & EXPENSIVE

HOW MUCH?

\$604K was the average breach cost

\$308** was the average cost per record

**90% of events (eliminating bottom and top 5%)

SPENT ON?

Crisis Services averaged **\$307K**

Legal Defense averaged **\$106K**

Legal Settlement averaged **\$224K**

Sponsored by

